



Marathon Homes Corp.

PINE CREEK INDUSTRIAL PARK • P.O. BOX 1302 • ELKHART, IN 46515

(800) 803-0117 (574) 294-6441 FAX (574) 522-5923

WWW.MARATHONHOMES.COM

“For the Long Run”

*Custom Designed
Support Vehicles for the
Entertainment Industry*



*Bunk Houses and
Special Use
Travel Trailers
& Fifth Wheels*



Contact a Representative Today

Your Satisfaction is Our Reputation!





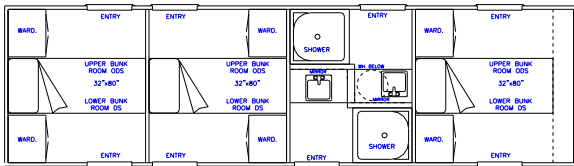
STANDARD FEATURES

- Smooth Filon Exterior Siding
- Front Fiberglass Caps w/Radius Roof Edges
- Diamond Plate Radius Skirting
- Diamond Plate Rock Guard – FW
- Goodyear 15" Radial Tires – TT's
- Goodyear 16" Radial Tires – FW's
- 5000 # Straight Axles – TT, 6000 # FW's
- I – Beam Frame
- 2" x 4" Floor, 16" O.C.
- 5/8" Tongue & Groove Plywood Floor
- Industrial Grade Tile Floor Covering
- Radius Corner Entrance Doors w/Deadbolt Locks
- Up to Five Entry Doors w/Steps
- Filon Walls and Cabinetry in Bathrooms
- Two Showers and Sinks w/Holding Tanks
- 20 Gal. Electric Water Heater
- Power Vents in Bathrooms
- Roof Vents in Every Room
- 55 Amp Convertor
- 1 - 50 Amp Life Line
- Two Scare Lights

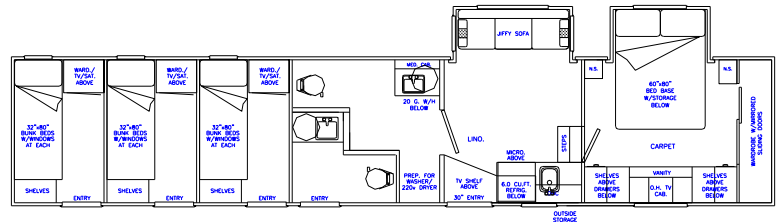
OPTIONAL FEATURES

- 13,500 & 15,500 BTU Ducted Roof Air A/C
- Heat Pump Installed – 15,500 BTU Only
- Heat Strips
- Stabilizers
- Binkley Jacks
- Electric FW Jacks – n/a w/Binkley Jacks
- Shock Absorbers
- Tor-Flex Axles
- Easy Lube Hubs
- Spare Tire Pack
- 105 Amp Battery w/Case
- Microwave Oven – Built In
- 3.7 Cu. Ft. 110v. Refrigerator
- 6.0 Cu. Ft. 110v Refrigerator
- TV Antenna w/Jacks in Each Room
- Satellite Hook-Ups – per room
- Small/Large Slide Outs
- Fantastic Vent w/Thermostat
- Power Vents – Two Standard
- Stool w/Holding Tank
- Washer/Dryer
- 30 Gal. Electric Water Heater – IPO Std. 20 Gal.

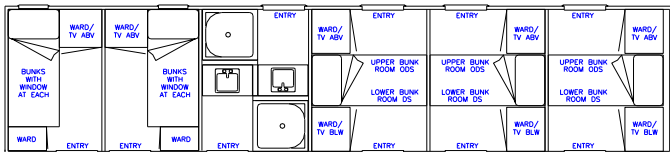
MARATHON 30 SLEEPING UNIT LINE-UP TRAVEL TRAILER
SLEEPS 6 – 2 SHOWER ROOMS



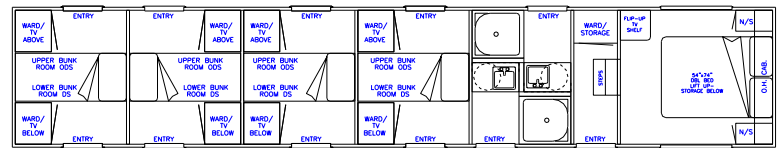
MARATHON 42 SLEEPING UNIT FW
SLEEPS 8 – FRONT SUITE W/2 SLIDEOUTS



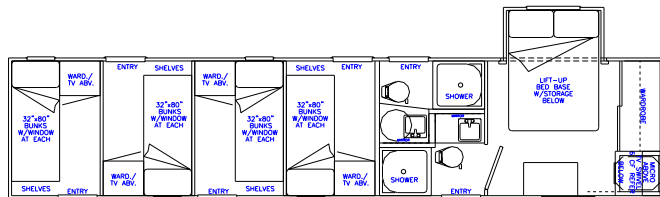
MARATHON 38 SLEEPING UNIT TRAVEL TRAILER
SLEEPS 10 – 2 SHOWERS



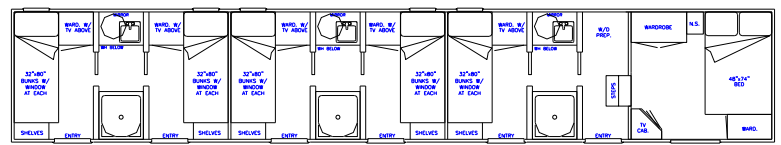
MARATHON 44 LINE UP SLEEPING UNIT FIFTH WHEEL
SLEEPS 10 – 2 SHOWERS – DOUBLE BED IN CAB-OVER



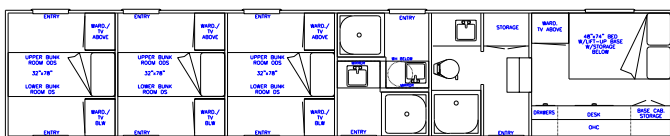
MARATHON 39 SLEEPING UNIT TRAVEL TRAILER
SLEEPS 10 – FRONT SUITE



MARATHON 46 SLEEPING UNIT FIFTH WHEEL
SLEEPS 10 – WALK-THRU SHOWERS – FRONT SUITE



MARATHON 40 LINE UP SLEEPING UNIT FIFTH WHEEL
SLEEPS 6 – 2 SHOWERS – FRONT FOREMANS QUARTERS



MARATHON 48 SLEEPING UNIT FIFTH WHEEL
SLEEPS 14 – TWO SHOWER ROOMS

